

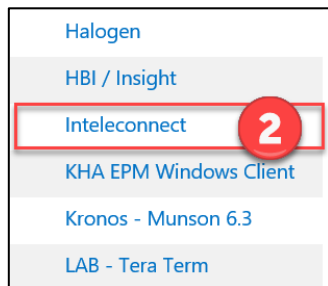
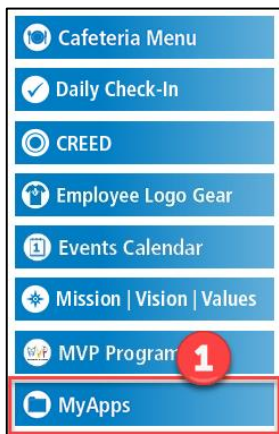
# Accessing IntelConnect to View Radiology Images for Providers and Clinical Staff

JOB AID

## Using IntelConnect

- Use to access radiology images rather than via the patient’s chart.
- Use IntelConnect to view images from the following MHC facilities:
  - Cadillac Hospital
  - Charlevoix Hospital
  - Grayling Hospital
  - Charlevoix Hospital
  - Manistee Hospital
  - Kalkaska Memorial Health Center
  - Munson Medical Center
  - Paul Oliver Memorial Hospital
- **Select My Apps on the Intranet (1), click IntelConnect (2) then log into IntelConnect (3).**

**\*\*The only way to view patient images done at the other facilities is through IntelConnect.**



Stay logged into IntelConnect for your shift to access images quickly.

- **Enter** the patient’s name or MRN. Select the drop-down triangle to add DOB.



## Accessing IntelConnect from Meditech

- To access IntelConnect from within Meditech:

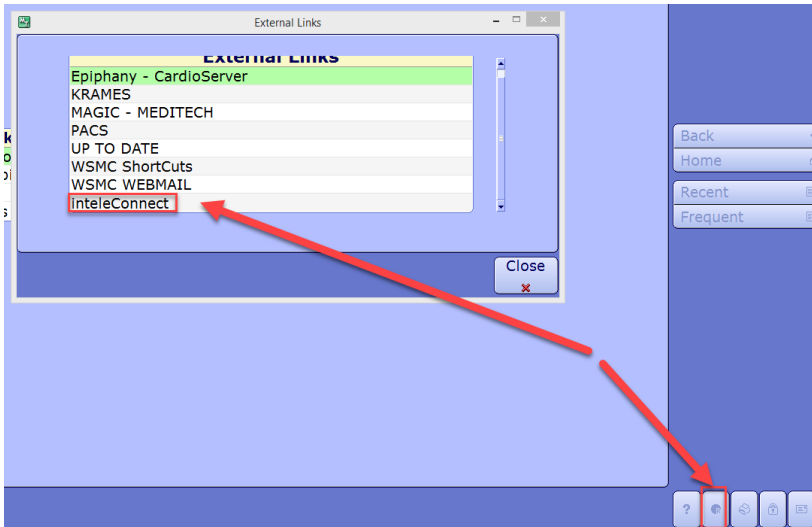
- **Click** global icon bottom right corner on screen.



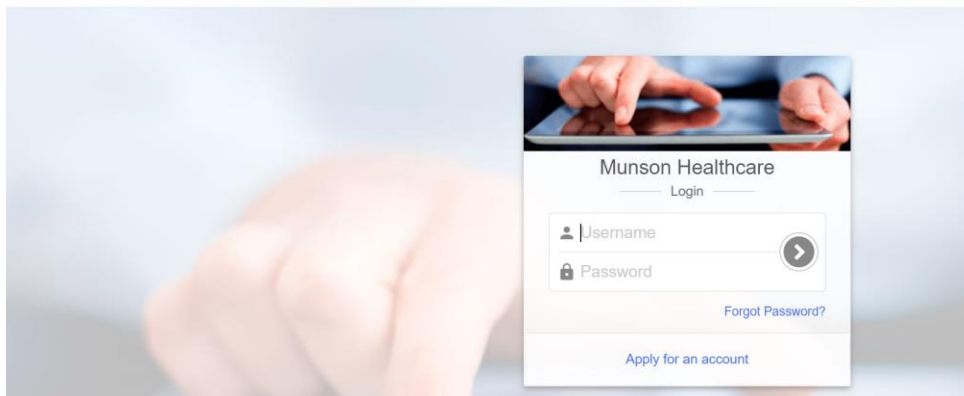
# Accessing IntelConnect to View Radiology Images for Providers and Clinical Staff

JOB AID

- Click on the External Links.



- Link will open IntelConnect.



## Viewing Images

- Click on any exam.

← **Zzzradiologyuseonly, Do Not Use**  
 DOB: 1976-Nov-02 (43 Y) Gender: Female Patient ID: 499664

Exam Description	Exam Date	Radiologist	Order Status	Organization	Image Availability
Interventi NEURO IR PROCEDURE	2020-Aug-07 09:24 AM	Damiano, Sarah	Final Report (ZZ)	MMC	NO IMAGES
US OB COMPLETE	2020-Jul-24 11:31 AM	-----	Order Complete (CM)	MMC	ONLINE
US OB 1ST TRIMESTER	2020-Jul-24 11:30 AM	-----	Order Complete (CM)	MMC	ONLINE

- The exam window opens to view images and reports.

← Zzzradiologyuseonly, Do Not Use
DOB: 1976-Nov-02 (43 Y) Gender: Female Patient ID: 499664

View PDF...
Launch IntelViewer
Grant Access...
Add Impression...
Edit

**DX CHEST 2 V**

Priority: **A Routine**

Accession Number: 00000GD200034609

Referring Physician: NO PHYSICIAN

Organization: MMC


Status: Final Report (ZZ)

Study Date: 2020-Mar-09 02:20 AM

Radiologist: Cousins, Doreen

Location: MMC RAD MAIN

Click on the image to view in full screen.



(1 image)

Final Report (ZZ)

EXAM:  
CHEST 2 V

HISTORY:  
test

COMPARISON:  
None

TECHNIQUE:  
2 views of the chest.

FINDINGS:  
Lungs: Normal.  
Cardiomediastinal silhouette: Within normal limits.  
Additional Comments: None.

IMPRESSION:  
No acute cardiopulmonary process.